

Features

- TrenchFET Power MOSFET
- Epoxy Meets UL 94 V-0 Flammability Rating
- Moisture Sensitivity Level 1
- Halogen Free. "Green" Device (Note 1)
- Lead Free Finish/RoHS Compliant ("P" Suffix Designates RoHS Compliant. See Ordering Information)

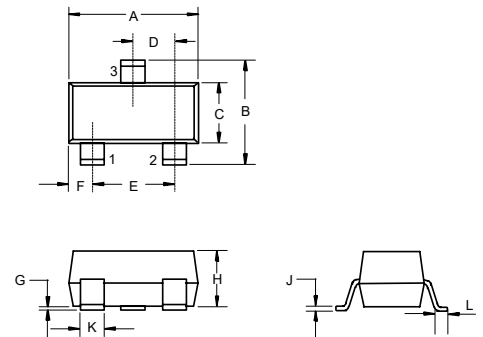
Maximum Ratings

- Operating Junction Temperature Range: -55°C to +150°C
- Storage Temperature: -55°C to +150°C
- Thermal Resistance: 162°C/W Junction to Ambient^(2,3)

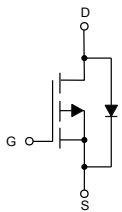
Parameter	Symbol	Rating	Unit
Drain -source Voltage	V_{DS}	-100	V
Gate -Source Voltage	V_{GS}	±20	V
Continuous Drain Current ^(2,3)	I_D	-1	A
Continuous Source-Drain Diode Current	I_S	-1	A
Power Dissipation	P_D	0.77	W

P-Channel MOSFET

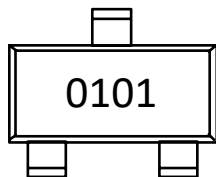
SOT-23



Internal Structure and Marking Code

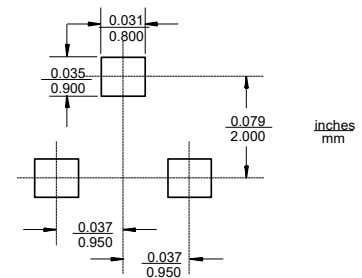


1. GATE
2. SOURCE
3. DRAIN



DIM	DIMENSIONS				NOTE
	INCHES		MM		
	MIN	MAX	MIN	MAX	
A	0.110	0.120	2.80	3.04	
B	0.083	0.104	2.10	2.64	
C	0.047	0.055	1.20	1.40	
D	0.034	0.041	0.85	1.05	
E	0.067	0.083	1.70	2.10	
F	0.018	0.024	0.45	0.60	
G	0.0004	0.006	0.01	0.15	
H	0.035	0.043	0.90	1.10	
J	0.003	0.007	0.08	0.18	
K	0.012	0.020	0.30	0.51	
L	0.007	0.020	0.20	0.50	

Suggested Solder Pad Layout



MOSFET ELECTRICAL CHARACTERISTICS ($T_A = 25^\circ\text{C}$ unless otherwise noted)

Parameter	Symbol	Test Condition	Min	Type	Max	Unit
Off Characteristics						
Drain-source breakdown voltage	$V_{(BR)DSS}$	$V_{GS} = 0V, I_D = -250\mu A$	-100			V
Zero gate voltage drain current	I_{DSS}	$V_{DS} = -100V, V_{GS} = 0V$			-1	μA
Gate-body leakage current	I_{GSS}	$V_{GS} = \pm 20V, V_{DS} = 0V$			± 100	nA
On Characteristics⁽⁴⁾						
Gate threshold voltage	$V_{GS(th)}$	$V_{DS} = V_{GS}, I_D = -250\mu A$	-1.5	-2.2	-3.0	V
Drain-source on-resistance	$R_{DS(on)}$	$V_{GS} = -10V, I_D = -1.0A$		580	800	m Ω
		$V_{GS} = -4.5V, I_D = -0.5A$		650	1000	
Dynamic Characteristics						
Input Capacitance	C_{iss}	$V_{DS} = -40V, V_{GS} = 0V, f = 1MHz$		388		pF
Output Capacitance	C_{oss}			19		
Reverse Transfer Capacitance	C_{rss}			15		
Switching Characteristics						
Total Gate Charge	Q_g	$V_{DS} = -10V, V_{GS} = -10V, I_D = -1A$		3.2		nC
Gate-Source Charge	Q_{gs}			0.5		
Gate-Drain Charge	Q_{gd}			1.1		
Turn-on delay time	$t_{d(on)}$	$V_{DD} = -10V, V_G = -10V, I_D = -1A$ $R_G = 2.5\Omega$		10		ns
Turn-on rise time	t_r			32		
Turn-off delay time	$t_{d(off)}$			28		
Turn-off fall time	t_f			9		
Diode Characteristics						
Diode forward current	I_S	$T_A = 25^\circ\text{C}$			-1	A
Diode pulsed forward current	I_{SM}				-4	A
Diode Forward voltage	V_{DS}	$V_{GS} = 0V, I_S = -1A$			-1.2	V

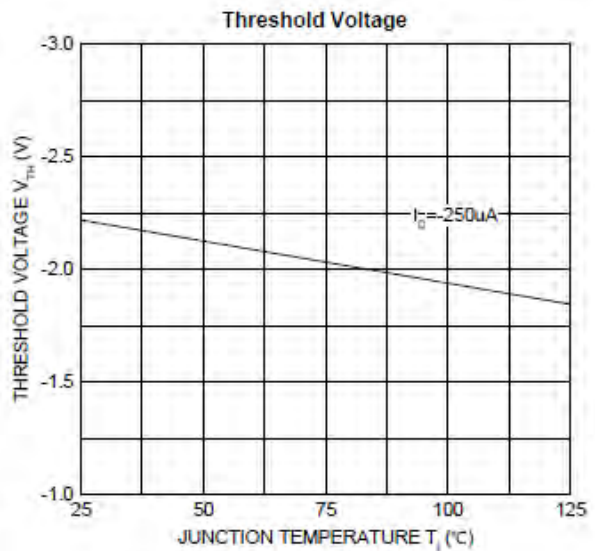
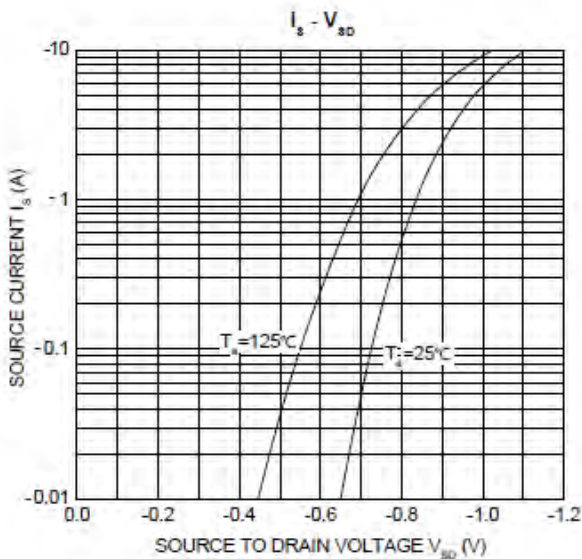
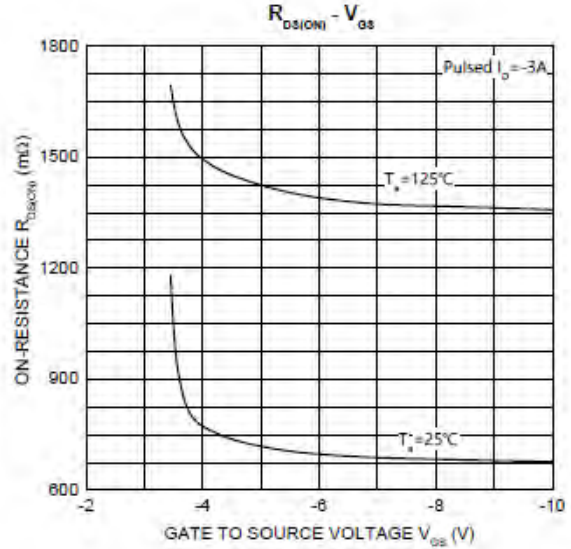
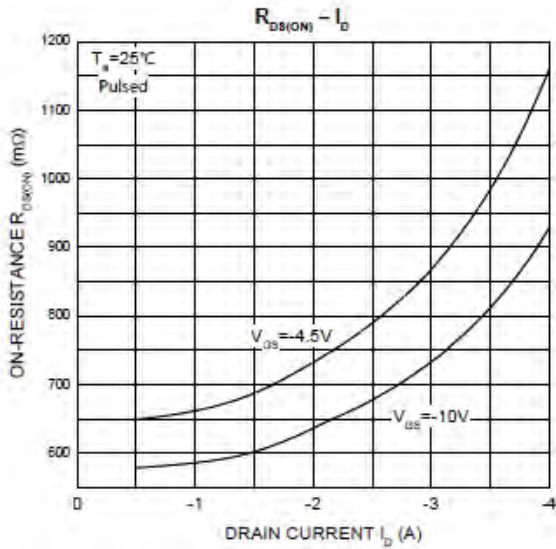
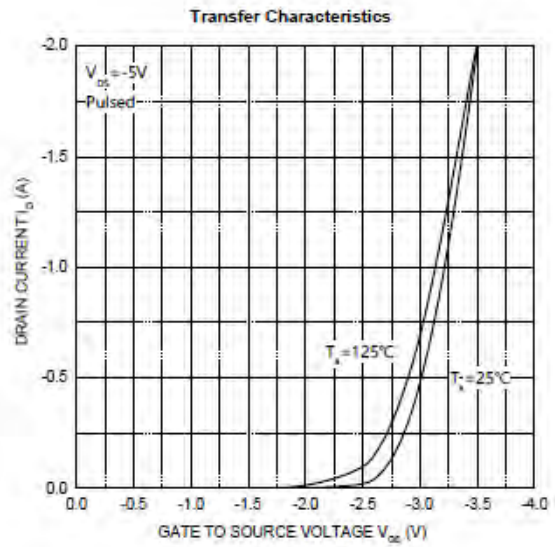
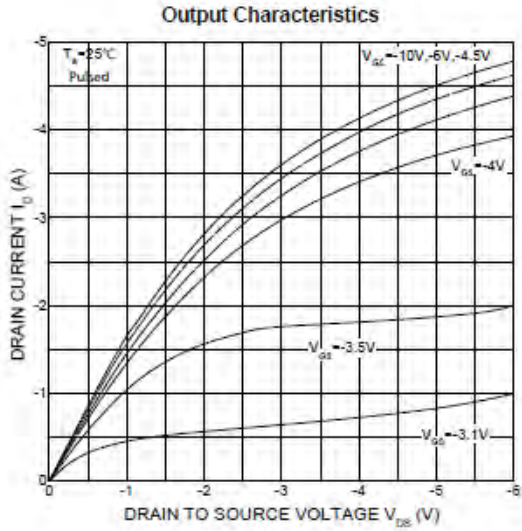
Note: 1. Halogen free "Green" products are defined as those which contain <900ppm bromine, <900ppm chlorine (<1500ppm total Br + Cl) and <1000ppm antimony compounds.

2. $R_{\theta JA}$ is measured with the device mounted on 1 in² FR4 board with 1oz. single side copper, in a still air environment with $T_A = 25^\circ\text{C}$.

3. $R_{\theta JA}$ is measured in the steady state

4. Pulse test : Pulse width $\leq 380\mu s$, duty cycle $\leq 2\%$.

Curve Characteristics



Ordering Information

Device	Packing
Part Number-TP	Tape&Reel:3Kpcs/Reel

*****IMPORTANT NOTICE*****

Micro Commercial Components Corp. reserves the right to make changes without further notice to any product herein to make corrections, modifications, enhancements, improvements, or other changes. **Micro Commercial Components Corp.** does not assume any liability arising out of the application or use of any product described herein; neither does it convey any license under its patent rights, nor the rights of others. The user of products in such applications shall assume all risks of such use and will agree to hold **Micro Commercial Components Corp.** and all the companies whose products are represented on our website, harmless against all damages. **Micro Commercial Components Corp.** products are sold subject to the general terms and conditions of commercial sale, as published at <https://www.mccsemi.com/Home/TermsAndConditions>.

*****LIFE SUPPORT*****

MCC's products are not authorized for use as critical components in life support devices or systems without the express written approval of Micro Commercial Components Corporation.

*****CUSTOMER AWARENESS*****

Counterfeiting of semiconductor parts is a growing problem in the industry. Micro Commercial Components (MCC) is taking strong measures to protect ourselves and our customers from the proliferation of counterfeit parts. MCC strongly encourages customers to purchase MCC parts either directly from MCC or from Authorized MCC Distributors who are listed by country on our web page cited below. Products customers buy either from MCC directly or from Authorized MCC Distributors are genuine parts, have full traceability, meet MCC's quality standards for handling and storage. **MCC will not provide any warranty coverage or other assistance for parts bought from Unauthorized Sources.** MCC is committed to combat this global problem and encourage our customers to do their part in stopping this practice by buying direct or from authorized distributors.