



SOD-323 Plastic-Encapsulate ESD Protection Diodes

DESCRIPTION

The ESD3B3CM is designed to protect voltage sensitive components from ESD and transient voltage events. Excellent clamping capability, low leakage, and fast response time, make these parts ideal for ESD protection on designs where board space is at a premium. Because of its small size, it is suited for use in cellular phones, portable devices, digital cameras, power supplies and many other portable applications where board space comes at a premium. Also because of its low capacitance, it is suited for use in high frequency designs such as high speed line applications.

This device has been specifically designed to protect sensitive components which are connected to data and transmission lines from overvoltage caused by ESD (electrostatic discharge), and EFT (electrical fast transients).

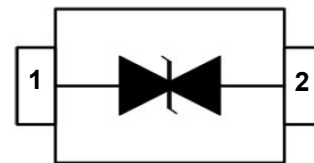
Features

- ◆ Peak power dissipation: 500W (8/20μs)
- ◆ IEC61000-4-2 (ESD) ±30kV (air), ±30kV (contact)
- ◆ IEC61000-4-4 (EFT) 40A (5/50ns)
- ◆ Protects one Vcc or data line
- ◆ Low clamping voltage
- ◆ Low leakage current
- ◆ Low capacitance
- ◆ Working voltages : 3.3V
- ◆ Meets MSL 1 Requirements

Pin Configuration



Circuit Diagram



Mechanical Characteristics

- ◆ Package: SOD-323
- ◆ Flammability Rating: UL 94V-0
- ◆ High temperature soldering guaranteed: 260 °C /10s
- ◆ Packaging: Tape and Reel
- ◆ Marking: 2A

Applications

- ◆ Cell Phone Handsets and Accessories
- ◆ Microprocessor based equipment
- ◆ Personal Digital Assistants (PDA's)
- ◆ Notebooks, Desktops, and Servers
- ◆ Portable Instrumentation
- ◆ Networking and Telecom
- ◆ Serial and Parallel Ports
- ◆ Peripherals

Absolute Maximum Ratings (T_A=25°C unless otherwise specified)

Parameter	Symbol	Value	Unit
ESD per IEC 61000-4-2 (Air)	VESD	± 30	KV
ESD per IEC 61000-4-2 (Contact)		± 30	
Peak Pulse Power(8/20us)	PPP	500	W
Operating Temperature	T _{OPT}	-55 to +150	°C
Storage Temperature	T _{STG}	-55 to +150	°C

The above data are for reference only.



ESD3B3CM

Low Capacitance Bidirectional TVS/ESD Protection Diode

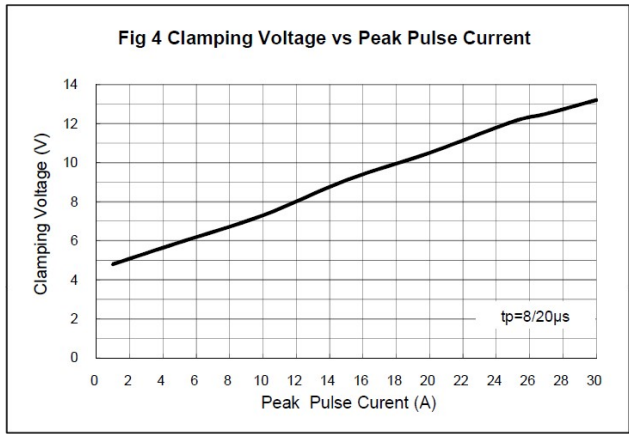
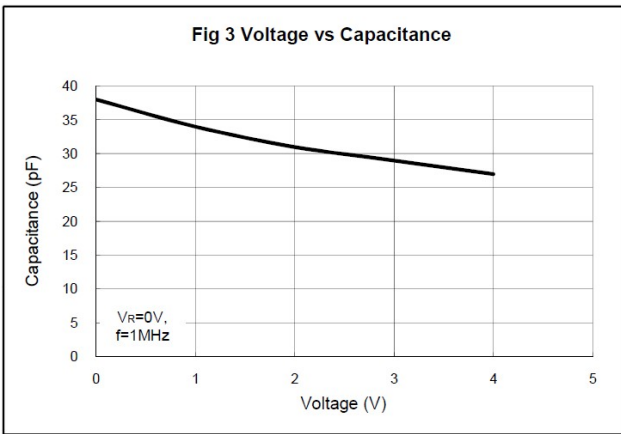
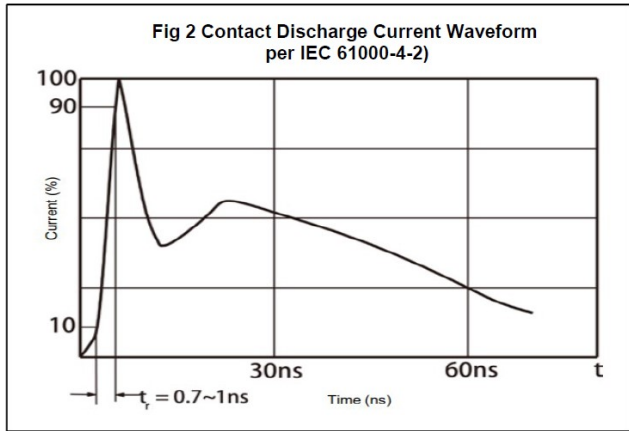
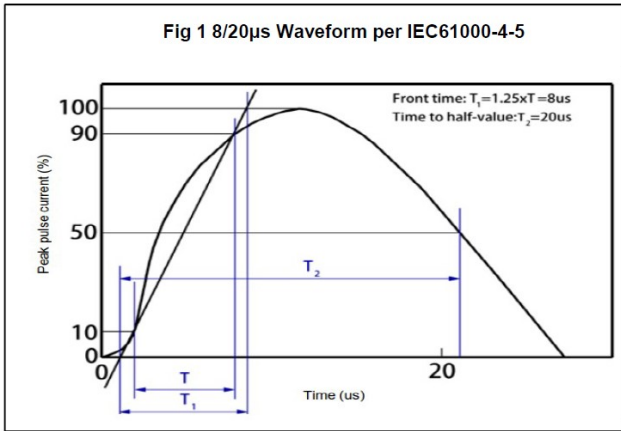
Electrical Characteristics (T_A=25°C unless otherwise specified)

Symbol	Parameter	Test Condition	Min	Typ	Max	Units
V _{RWM}	Reverse Working Voltage				3.3	V
V _{BR}	Reverse Breakdown Voltage	I _T = 1mA	4.0		6.0	V
I _R	Reverse Leakage Current	V _{RWM} = 3.3V			1.0	μA
V _C	Clamping Voltage	I _{PP} = 1A, t _p = 8/20μs			6.5	V
V _C	Clamping Voltage	I _{PP} = 28A, t _p = 8/20μs		13	18	V
C _J	Junction Capacitance	V _R = 0V, f = 1MHz		30	45	pF

The above data are for reference only.



ELECTRICAL CHARACTERISTICS CURVE



The curve above is for reference only.

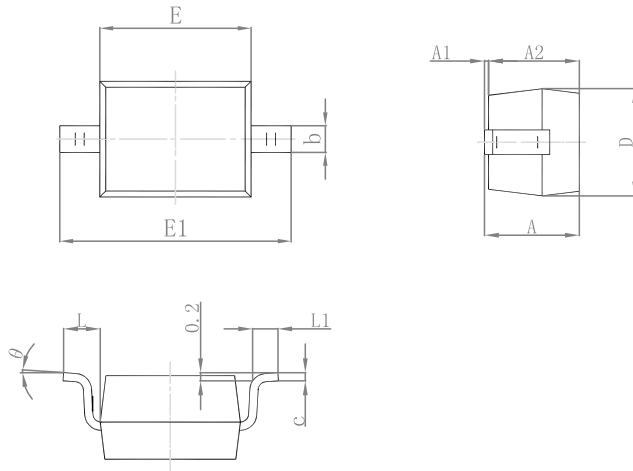


ESD3B3CM

Low Capacitance Bidirectional
TVS/ESD Protection Diode

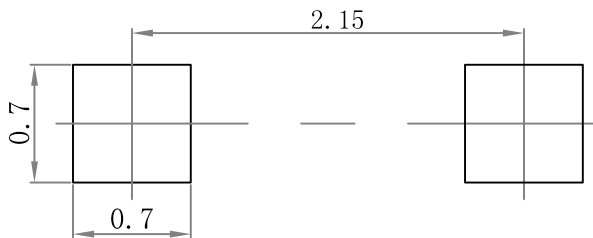
Outline Drawing

SOD-323 Package Outline Dimensions



Symbol	Dimensions In Millimeters		Dimensions In Inches	
	Min.	Max.	Min.	Max.
A		1.000		0.039
A1	0.000	0.100	0.000	0.004
A2	0.800	0.900	0.031	0.035
b	0.250	0.350	0.010	0.014
c	0.080	0.150	0.003	0.006
D	1.200	1.400	0.047	0.055
E	1.600	1.800	0.063	0.071
E1	2.550	2.750	0.100	0.108
L	0.475 REF.		0.019 REF.	
L1	0.250	0.400	0.010	0.016
θ	0°		8°	

Suggested Pad Layout



Note:

1. Controlling dimension: in/millimeters.
2. General tolerance: ± 0.05 mm.
3. The pad layout is for reference purposes only.

PACKAGE SPECIFICATIONS

Package	Reel Size	Reel DIA. (mm)	Q'TY/Reel (pcs)	Box Size (mm)	QTY/Box (pcs)	Carton Size (mm)	Q'TY/Carton (pcs)
SOD-323	7'	178	3000	183×188×80	45,000	386×265×215	180,000

Important Notice and Disclaimer

Microdiode Electronics (Jiangsu) reserves the right to make changes to this document and its products and specifications at any time without notice. Customers should obtain and confirm the latest product information and specifications before final design, purchase or use.

Microdiode Electronics (Jiangsu) makes no warranty, representation or guarantee regarding the suitability of its products for any particular purpose, not does Microdiode Electronics (Jiangsu) assume any liability for application assistance or customer product design. Microdiode Electronics (Jiangsu) does not warrant or accept any liability with products which are purchased or used for any unintended or unauthorized application.

No license is granted by implication or otherwise under any intellectual property rights of Microdiode Electronics (Jiangsu).

Microdiode Electronics (Jiangsu) products are not authorized for use as critical components in life support devices or systems without express written approval of Microdiode Electronics (Jiangsu).